

# MOVEABLE SPOT WELDER TYPE CAR POINT SPOT RF



NOMINAL POWER 50% DUTY CYCLE ..... 11 KVA  
MAX. SECONDARY WELDING CURRENT ..... 5.2KA  
DUTY CYCLE AT MAX. WELDING POWER ..... 3.8%  
SECONDARY VOLTAGE ..... 7.7V  
PRIMARY POWER 240VAC OR 480VAC (Shall specify at time of order)  
PRIMARY POWER (DELAYED FUSES) .....20A(480VAC)  
DIMENSIONS: LxWxH ... 21"x23"x39"  
WEIGHT ..... 190LBS  
WATER COOLER INCLUDED, 2GAL/MIN FLOW RATE.

## PNEUMATIC GUN PARAMETERS

WELDING CAPACITY (STEEL) ..... 3+3  
ELECTRODE FORCE ..... 350LBS  
THROAT GAP ..... 4.0"  
ARMS LENGTH ..... 4.5" - 20"  
KICKLESS CABLE LENGTH ..... 6.0 FT  
WEIGHT WITHOUT CABLE ..... 5.5LBS

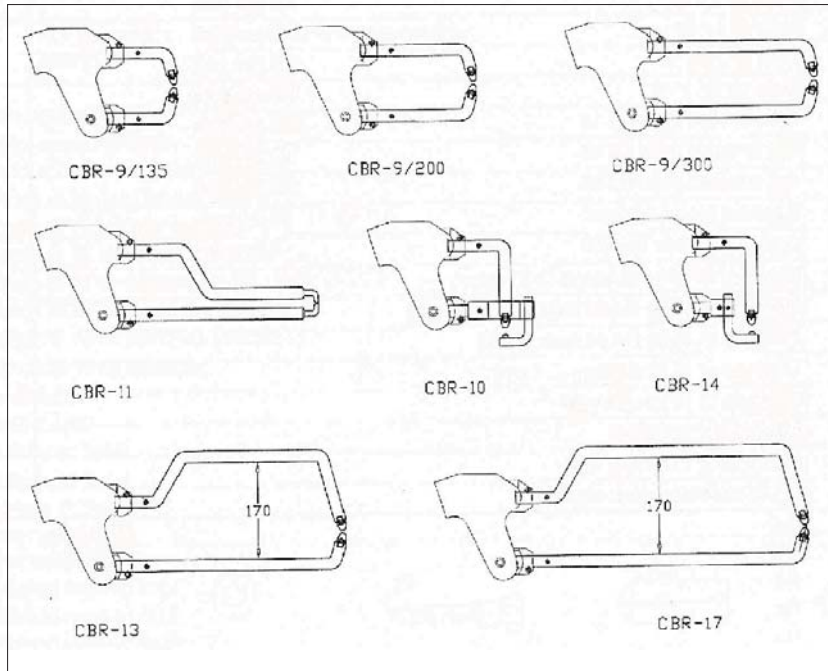
CODE: 80.1.19

**INDUSTRIAL QUALITY  
TECHNICAL SUPPORT**

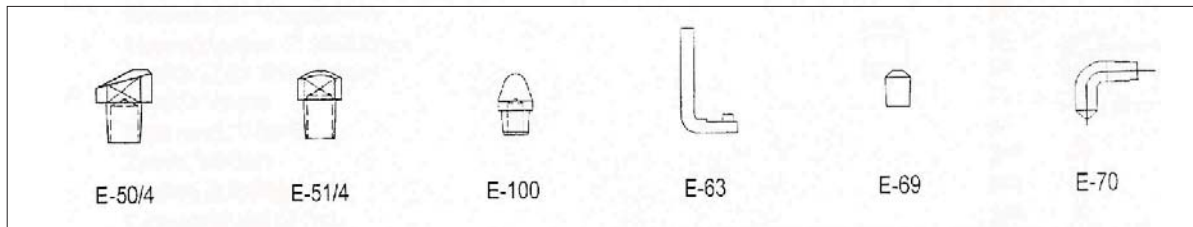
**PERFORMANCE  
DEPENDABILITY**

# MOVEABLE SPOT WELDER TYPE CAR POINT SPOT RF TECHNICAL INFORMATION

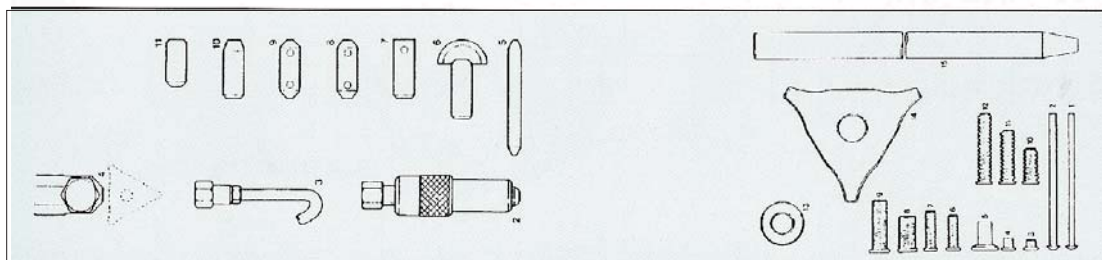
## WATER COOLED ARMS



## ELECTRODES FOR WATER COOLED ARMS



## ACCESSORIES AND CONSUMABLES FOR STUDDER GUN



**INDUSTRIAL QUALITY  
TECHNICAL SUPPORT**

**PERFORMANCE  
DEPENDABILITY**